

INITIAL FOR KING AIR SERIES AIRCRAFT

SimCheck Initial *KING AIR SERIES AIRCRAFT*

OBJECTIVE:

- To introduce and review normal, emergency, and instrument flight operations in King Air aircraft through the use of a King Air simulator.

PREREQUISITES:

- Current FAA 1st Class Medical and Private Pilot Airplane Multi-Engine Land Certificate and Instrument Rating.
- Satisfactory completion of A/B-90 Systems Ground school
- Recommendation by Chief Pilot.

Lesson	Total	Dual	LOFT	A/B-90	SIM	PRE/POST
1	4.0	4.0	0	0	4.0	0.5
2	8.0	4.0	0	0	4.0	0.5
3	12.0	4.0	0	0	4.0	0.5
4	16.0	4.0	0	0	4.0	0.5
5	19.5	3.5	0	0	3.5	0.5
Totals	19.5	19.5	0	0	19.5	2.5

SimChack Initial
King Air Series-
Day 1 Simulator

F.O.: _____

Date: _____ 20__

SAT UNSAT INC

Flight ID: _____

Lesson Objectives:



To introduce the pilot to flight operations in the A/B-90 aircraft and both single and multi-crew procedures (PF and PNF duties and responsibilities) through the use of a King Air simulator. Basic aircraft control and performance maneuvers will be introduced. Emphasis will be placed on A/B-90 systems knowledge, company operations and crew resource management.

Introduce:

1=Poor 2=Below Ave 3=Average 4=Above Ave 5=Excellent

- ___ PF Duties
- ___ PNF Duties
- ___ CRM
- ___ Cockpit Flows
- ___ Normal Checklists
- ___ Callouts
- ___ Profiles
- ___ Normal Engine Start
- ___ Take Off and Departure (Normal)
- ___ Straight and Level
- ___ Climbs
- ___ Descents
- ___ Turns
- ___ Clearing Turns
- ___ Steep Turns
- ___ Flight at Approach Airspeed
- ___ Stalls (Landing and Take Off)
- ___ VFR Landing Pattern – Two Engines
- ___ Normal Approach and Landing
- ___ Engine Shutdown
- ___ Vmc
- ___ Situational Awareness

Completion Standards:

-  At the completion of this lesson the pilot should be able to complete the listed maneuvers and procedures with minimal instructor assistance.
-  Demonstrate the knowledge of attitudes, power settings, and configurations necessary to perform the listed maneuvers and procedures by maintaining altitude ± 200 feet, heading $\pm 20^\circ$, and airspeed ± 20 knots.

Instructor Notes & Remarks:

	SIM FAM	PRE/POST	I certify that I have reviewed and am prepared to complete this lesson. I have also completed any and all assigned reading and/or homework and have brought all appropriate materials necessary for completion of this lesson. F.O. Initials: _____
TOTAL TO DATE:	8.0	1.0	
TIME THIS LESSON:	4.0	0.5	
TOTAL TO DATE:	12.0	1.5	
FO:	SIGNATURE:		
CAPTAIN:	SIGNATURE:		

SimCheck Initial
King Air Series-
Day 2 Simulator

F.O.: _____

Date: _____ 20__

SAT UNSAT INC

Flight ID: _____

Lesson Objectives:



To introduce the pilot to flight operations in the A/B-90 aircraft and both single and multi-crew procedures (PF and PNF duties and responsibilities) through the use of a King Air simulator. Basic aircraft control and performance maneuvers will be reviewed. Emphasis will be placed on A/B-90 systems knowledge, company operations and crew resource management.


Introduce:

- 1=Poor 2=Below Ave 3=Average 4=Above Ave 5=Excellent
- ___ Abnormal Start Procedures
 - ___ Non-Precision Approach Procedures – Two Engine
 - ___ Holding Procedures

Review:

- 1=Poor 2=Below Ave 3=Average 4=Above Ave 5=Excellent
- ___ PF Duties
 - ___ PNF Duties
 - ___ CRM
 - ___ Cockpit Flows
 - ___ Normal Checklists
 - ___ Callouts
 - ___ Profiles
 - ___ Normal Engine Start
 - ___ Fuel Management
 - ___ Steep Turns
 - ___ Flight at Approach Airspeed
 - ___ Flight Profiles
 - ___ VFR Landing Pattern – Two Engines
 - ___ Normal Approach and Landing
 - ___ Engine Shutdown
 - ___ Emergency Procedures
 - ___ Situational Awareness

-  At the completion of this lesson the pilot should be able to complete the listed maneuvers and procedures with minimal instructor assistance.
-  Demonstrate the knowledge of attitudes, power settings, and configurations necessary to perform the listed maneuvers and procedures by maintaining altitude ± 150 feet, heading $\pm 15^\circ$, and airspeed ± 15 knots.

 The pilot will demonstrate PIC knowledge of the elements associated with high performance aircraft, high altitude flight, emergency descents and pressurization systems.

- Logbook Endorsement: High Altitude (check if given)
- Logbook Endorsement: High Performance (check if given)

MEI Signature: _____

Completion Standards:

Instructor Notes & Remarks:

	SIM FAM	PRE/POST	I certify that I have reviewed and am prepared to complete this lesson. I have also completed any and all assigned reading and/or homework and have brought all appropriate materials necessary for completion of this lesson. F.O. Initials: _____
TOTAL TO DATE:	12.0	1.5	
TIME THIS LESSON:	4.0	0.5	
TOTAL TO DATE:	16.0	2.0	
FO:			SIGNATURE:
CAPTAIN:			SIGNATURE:

SimCheck Initial
King Air Series-
Day 3 Simulator

F.O.: _____

Date: _____ 20__

SAT UNSAT INC

Flight ID: _____

Lesson Objectives:

To introduce the pilot to High Altitude operations, aircraft pressurization systems, and associated emergency procedures. Basic aircraft control and performance maneuvers will be reviewed. Emphasis will be placed on A/B-90 systems knowledge, emergency procedures and crew resource management.

Introduce:

1=Poor 2=Below Ave 3=Average 4=Above Ave 5=Excellent

- ___ Pressurization Systems
- ___ High Altitude Operations
- ___ Rapid Decompression
- ___ Emergency Descent




Review:

1=Poor 2=Below Ave 3=Average 4=Above Ave 5=Excellent

- ___ PF Duties
- ___ PNF Duties
- ___ CRM
- ___ Cockpit Flows
- ___ Normal Checklists
- ___ Callouts
- ___ Profiles
- ___ Abnormal Start Procedures
- ___ Aborted Take Off
- ___ Take Off and Departure (Normal)
- ___ Engine Failures (Fire)
- ___ Flight at Approach Airspeed
- ___ Stalls Recognition and Recovery
- ___ System Failures
- ___ Manual Gear Extension

- ___ Rejected Landing
- ___ Engine Shutdown
- ___ Situational Awareness

Completion Standards:

-  At the completion of this lesson the pilot should be able to complete the listed maneuvers and procedures with no instructor assistance.
-  All appropriate Callouts, Checklists, and Profiles will be completed proficiently in a multi-crew environment.
-  Demonstrate the knowledge of attitudes, power settings, and configurations necessary to perform the listed maneuvers and procedures by maintaining altitude ± 100 feet, heading $\pm 10^\circ$, and airspeed ± 10 knots.

Instructor Notes & Remarks:

	SIM FAM	PRE/POST	I certify that I have reviewed and am prepared to complete this lesson. I have also completed any and all assigned reading and/or homework and have brought all appropriate materials necessary for completion of this lesson. F.O. Initials: _____
TOTAL TO DATE:	8.0	1.0	
TIME THIS LESSON:	4.0	0.5	
TOTAL TO DATE:	12.0	1.5	
FO:			SIGNATURE:
CAPTAIN:			SIGNATURE:

SimCheck Initial
King Air Series-
Day 4 Simulator

F.O.: _____

Date: _____ 20____
 SAT UNSAT INC
Flight ID: _____

Lesson Objectives:

To introduce the pilot to real life situations (LOFTs) requiring decision making skills, CRM, planning and execution. It is designed to show the pilot the variables in any given situation offer different outcomes to the same flight scenario. U

Introduce:





- 1=Poor 2=Below Ave 3=Average 4=Above Ave 5=Excellent
- ___ Weather and Airport Abnormal Situations
 - ___ Aborted Takeoff
 - ___ Engine Failure on Takeoff Below V1
 - ___ Engine Failure on Takeoff At or Above V1
 - ___ Engine Failure in Flight
 - ___ Landing Airport Decision
 - ___ VFR Landing Pattern – One Engine
 - ___ Non-Precision Approach Procedures – Single Engine
 - ___ Single Engine Approach and Landing
 - ___ Single Engine Go Around
 - ___ Systems Failures/Malfunctions

Review:

- 1=Poor 2=Below Ave 3=Average 4=Above Ave 5=Excellent
- ___ PF Duties
 - ___ PNF Duties
 - ___ CRM
 - ___ LOFT Scenario
 - ___ Abnormal Start Procedures
 - ___ Take Off and Departure
 - ___ Varied Emergency Situations
 - ___ IFR Landing Pattern
 - ___ Non-Precision Approach Procedures
 - ___ Holding Procedures
 - ___ Normal Approach and Landing
 - ___ Engine Shutdown

- ___ Planning and Execution Review
- ___ Situational Awareness

Completion Standards:

-  Demonstrate knowledge of the elements related to emergency procedures by prompt positive reaction and appropriate use of CRM, flows, and checklists.
-  At the completion of this lesson the pilot should be able to complete the listed review maneuvers and procedures with no instructor assistance.
-  All appropriate Callouts, Checklists, and Profiles will be completed proficiently in a multi-crew environment.
-  Demonstrate the knowledge of attitudes, power settings, and configurations necessary to perform the review maneuvers and procedures by maintaining altitude ± 100 feet, heading $\pm 10^\circ$, and airspeed ± 10 knots.

Instructor Notes & Remarks:

	SIM FAM	PRE/POST	I certify that I have reviewed and am prepared to complete this lesson. I have also competed any and all assigned reading and/or homework and have brought all appropriate materials necessary for completion of this lesson. F.O. Initials: _____
TOTAL TO DATE:	12.0	1.5	
TIME THIS LESSON:	4.0	0.5	
TOTAL TO DATE:	16.0	2.0	
FO:			SIGNATURE:
CAPTAIN:			SIGNATURE:

SimCheck Initial
King Air Series-
Day 5 Simulator

F.O.: _____

Date: _____ 20__

SAT UNSAT INC

Flight ID: _____

Lesson Objectives:

To allow the pilot to review emergency procedures and systems failures/malfunctions during all phases of flight. Basic aircraft control and performance maneuvers will also be reviewed. Emphasis will be placed on A/B-90 systems knowledge, decision making and crew resource management.

Introduce:




1=Poor 2=Below Ave 3=Average 4=Above Ave 5=Excellent
 ___ LOFT
 ___ Varied Scenarios

Review:

1=Poor 2=Below Ave 3=Average 4=Above Ave 5=Excellent
 ___ PF Duties
 ___ PNF Duties
 ___ CRM
 ___ Normal Checklists
 ___ Emergency Checklists
 ___ Callouts
 ___ Profiles
 ___ Abnormal Start Procedures
 ___ Take Off and Departure
 ___ Aborted Takeoff
 ___ Engine Failure on Takeoff Below V1
 ___ Engine Failure on Takeoff At or Above V1
 ___ Engine Failure in Flight
 ___ Systems Failures/Malfunctions
 ___ Pressurization Systems
 ___ Rapid Decompression
 ___ Emergency Descent
 ___ IFR Landing Pattern – Two Engines

___ IFR Landing Pattern – One Engine
 ___ Single Engine Approach and Landing
 ___ Single Engine Go Around
 ___ Engine Shutdown
 ___ Radios/Phraseology
 ___ Situational Awareness

Completion Standards:

-  At the completion of this lesson the pilot should be aware of his/her capabilities and limitations.
-  Demonstrate proficiency in emergency procedures by prompt positive reaction and appropriate use of CRM, flows, and checklists.
-  Evaluate his/her performance and decisions

Instructor Notes & Remarks:

	SIM FAM	PRE/POST	<i>I certify that I have reviewed and am prepared to complete this lesson. I have also completed any and all assigned reading and/or homework and have brought all appropriate materials necessary for completion of this lesson.</i> F.O. Initials: _____
TOTAL TO DATE:	16.0		
TIME THIS LESSON:	3.5	+ (.5)	
TOTAL TO DATE:	19.5	= (4)	
FO:			SIGNATURE:
CAPTAIN:			SIGNATURE:

SimCheck Initial
King Air Series-
Day 6 Simulator

F.O.: _____

Date: _____ 20____
 SAT UNSAT INC
Flight ID: _____

	SIM FAM	PRE/POST	<i>I certify that I have reviewed and am prepared to complete this lesson. I have also completed any and all assigned reading and/or homework and have brought all appropriate materials necessary for completion of this lesson.</i> F.O. Initials: _____
TOTAL TO DATE:	12.0	1.5	
TIME THIS LESSON:	4.0	0.5	
TOTAL TO DATE:	16.0	2.0	
FO:			SIGNATURE:
CAPTAIN:			SIGNATURE:

SimCheck Initial
King Air Series-
Day 7 Simulator

F.O.: _____

Date: _____ 20____
 SAT UNSAT INC
Flight ID: _____

COURSE STAGE CHECK

Lesson Objectives:




The pilot should accomplish all maneuvers and procedures for the Course Stage Check to appropriate FAA Airplane Multi-Engine Land and Instrument Airplane Practical Test Standards. Emphasis will be placed on A/B-90 systems knowledge, company operations and crew resource management.

Review:

1=Poor 2=Below Ave 3=Average 4=Above Ave 5=Excellent


- ___ PF Duties
- ___ PNF Duties
- ___ CRM
- ___ Cockpit Flows
- ___ Normal Checklists
- ___ Emergency Checklists
- ___ Callouts & Profiles
- ___ Normal & Abnormal Start Procedures
- ___ Take Off and Departure
- ___ Aborted Takeoff
- ___ Engine Failure on Takeoff Below V1
- ___ Engine Failure on Takeoff At or Above V1
- ___ Straight and Level
- ___ Climbs, Descents, and Turns
- ___ Steep Turns
- ___ Flight at Approach Airspeed
- ___ Stalls (Landing and Take Off)
- ___ Pressurization Systems
- ___ High Altitude Operations
- ___ Rapid Decompression
- ___ Emergency Descent
- ___ Engine Failure in Flight
- ___ Vmc Demo
- ___ Systems Failures/Malfunctions
- ___ VFR Landing Pattern – Two Engines
- ___ VFR Landing Pattern – One Engine
- ___ Holding Procedures
- ___ Precision Approach Procedures
- ___ Non-Precision Approach Procedures
- ___ Normal Approach and Landing
- ___ Single Engine Approach and Landing
- ___ Single Engine Go Around
- ___ Engine Shutdown
- ___ Radios/Phraseology
- ___ Situational Awareness

able to complete the listed review maneuvers and procedures with no instructor assistance.

-  All appropriate Callouts, Checklists, and Profiles will be completed correctly and proficiently using a multi-crew environment.
-  All emergency procedures will be accomplished efficiently and effectively using a multi-crew environment.
-  Demonstrate the knowledge of attitudes, power settings, and configurations necessary to perform the all maneuvers and procedures by maintaining altitude ± 100 feet, heading $\pm 10^\circ$, and airspeed ± 10 knots.

Instructor Notes & Remarks:

Completion Standards:

 At the completion of this lesson the pilot should be

	SIM FAM	PRE/POST	I certify that I have reviewed and am prepared to complete this lesson. I have also completed any and all assigned reading and/or homework and have brought all appropriate materials necessary for completion of this lesson. F.O. Initials: _____
TOTAL TO DATE:			
TIME THIS LESSON:	+ (3.0)	+ (1.0)	
TOTAL TO DATE:	= (21)	= (4)	
FO:			SIGNATURE:
CAPTAIN:			SIGNATURE: